



The RiDC Consumer Panel

June 2024

fayyorath@ridc.org.uk
www.ridc.org.uk

Our pan-disability panel is made up of over 4,000 disabled and older people

We are proud that the RiDC Panel includes people with a broad spectrum of impairments, health conditions and disabilities.

The size of our panel also means that we are able to cover a diverse variety of other characteristics that provide additional insight to our clients and allow us to target our research effectively.

When they join our panel, panel members tell us about:

- ?
 - ?
 - ?
 - ?
 - ?
 - ?
 - ?
 - ?
- Impairment or disability type
 - Age, gender identity, location and ethnicity
 - Ways in which their impairment or disability affects them
 - Use of mobility, vision, hearing and communication aids
 - Use of digital technology
 - Property type, home adaptations and use of equipment
 - Access to a car or wheelchair accessible vehicle (WAV)
 - Use of public transport

A diverse range of impairment types are represented on the panel

How our panel say their impairment or disability affects them

	RiDC panel %	UK disabled population
Mobility	84%	47%
Dexterity	39%	25%
Vision	32%*	9%
Memory	30%	13%
Non-visible disability	28%	**
Hearing	23%	9%
Communication	16%	**
Getting older	13%	**
Behaviour	11%	11%
Learning	10%	13%
Continence	7%	**
Consciousness	1%	**

83%
of the panel have more than one type of impairment

* Including people who wear glasses or contact lenses

** These categories are not recorded in the Family Resources Survey





We have panel members of all ages!

Age	
	RiDC Panel %
Under 16	1%
16-24	2%
25-34	8%
35-44	13%
45-54	19%
55-64	25%
65-80	28%
Over 80	4%



Average age of RiDC panel member

57

Proportion of panel in younger age groups (16-34) is similar the UK disabled population

Proportion of panel who are state pension age

1/3

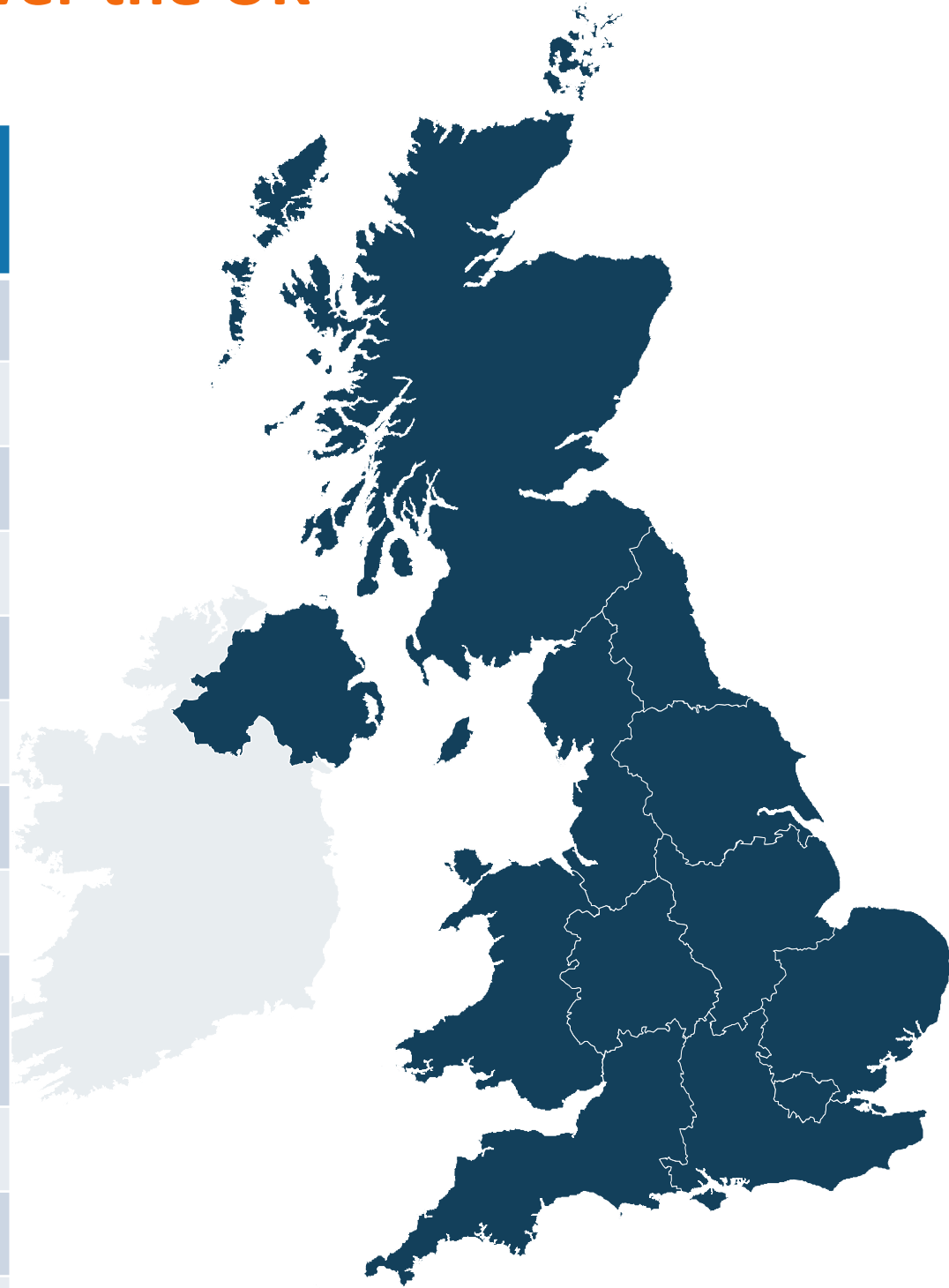
This is similar to the UK disabled population more widely



Base: 3561 RiDC Panel members who gave their age

Our panel members live all over the UK

Region	RiDC panel	UK disabled population
Wales	5%	5%
Scotland	8%	8%
Northern Ireland	2%	3%
South-East	15%	13%
East of England	8%	9%
Greater London	13%	10%
South-West	11%	8%
North-West	11%	13%
Yorkshire and Humber	7%	9%
West Midlands	9%	9%
East Midlands	8%	8%
North-East	4%	5%



The geographical distribution of the RiDC panel is similar to the UK disabled population.

Base: 3697 RiDC Panel Members

The ethnic and gender identity profile of the RiDC Panel is similar to the UK disabled population


Ethnicity		
	RiDC panel %	England & Wales disabled population
White (British, Irish, other)	92%	89%
Black/Black British	2%	3%
Asian/Asian British	3%	5%
Mixed race	2%	2%
Other ethnic group	2%	1%

Base: 3560 RiDC Panel Members who gave their ethnicity

Gender identity		
	RiDC panel %	UK disabled population
Male	39%	46%
Female	59%	54%
Identify in another way		*
Prefer not to say		*

Base: 3735 RiDC Panel Members

*The figures are not directly comparable as the Family Resources Survey Data only shows the categories Male and Female.



Our panel use many types of accessibility aids and equipment



76% of our panel use a mobility aid

48% use a wheelchair all, or part, of the time.



16% use at least one aid for their hearing (hearing aids, amplifiers, TV adaptors, flashing lights etc)



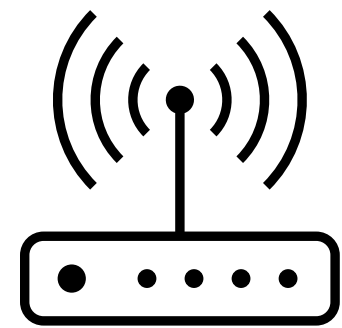
17% use at equipment and aids for their vision (e.g. magnifying glasses, screen readers, talking audio books)



8% of our panel use a communication aid (high or low-tech communication aid, textphone, text relay etc)

Base: 3760 RiDC Panel Members


Our panel use a range of technology to access the internet



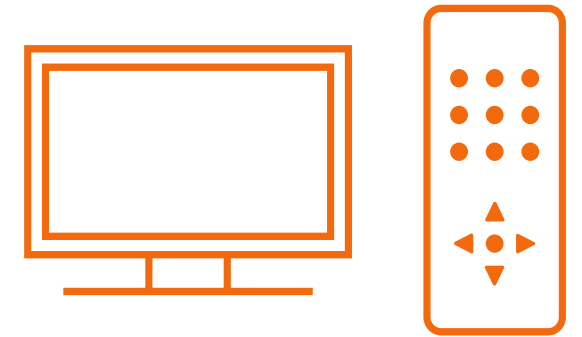
77% of panel members use a computer or laptop to access the internet.



76% use a smart phone to access the internet.



57% use a tablet to access the internet.











31% use a smart TV to access the internet.

Base: 3775 RiDC Panel Members

Our panel has experience of using a variety of public transport





-  **Train = 35%**
-  **Bus = 35%**
-  **Taxi = 28%**
-  **Metro/underground = 16%**
-  **Plane = 10%**
-  **Community transport = 5%**
-  **Ferry = 4%**
-  **Coach = 4%**


More than **1/4** of our panel members say that they never use public transport.

Base: 3760 RiDC Panel Members

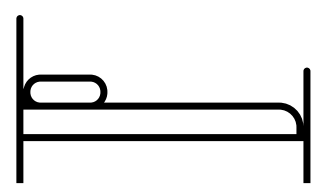
Our panel members live in many different types of homes and have experience of home adaptations



69% of our panel have had their homes adapted in some way



79% have bathroom equipment to help meet their accessibility needs



50% have specific furniture to help meet their accessibility needs

House = 51%

Bungalow = 21%

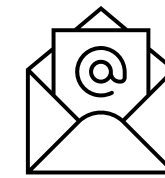
Ground floor flat / maisonette = 12%

Upper floor flat / maisonette = 7%


Base: 3760 RiDC Panel Members



Want to find out more about the RiDC Consumer Panel?



Email us:
Fay Yorath
RiDC Panel and Insight Manager
fayyorath@ridc.org.uk
Or
Gordon McCullough
RiDC CEO
gordonmccullough@ridc.org.uk



Call us:
0206 152 3236